

COMPLETE EDUCATION SUITE

For Schools, Colleges, and Medical Education Institutions.



Certified by
ISO 9001:2015

Logiprompt Techno Solutions
India Pvt Ltd



Opp. Technopark,
Thiruvananthapuram, Kerala



+91 8078 173 817,
+91 471-358 2624



logiprompt@gmail.com,
info@logiprompt.com



ADMISSION MANAGEMENT

Pre-Admission: Online admission forms | Auto import student details from excel sheets | Temporary login to candidates for uploading their qualification credentials

Post-Admission: Roll no. generation | Hostel & transport allocation | Course allocation | Credentials storage facility | ID card / library card generation



FEES MANAGEMENT

Fee master | Fee categories | Scholarship master | Online /offline fees collection | Concessions | Hostel fees | Transport fees | Mess fees | Miscellaneous fees | Late fees | Refunds & settlements | Fines | Collection forecasts & reports | Receipts | Regular SMS & email alerts on dues, payments & receipts



HOSTEL MANAGEMENT

Category wise rooms / bed allocations | Check-in / check- out | Hostel attendance reports | Disciplinary log maintenance | Mess management | Daily attendance | Alerts, notices & reports



TRANSPORT MANAGEMENT

Route management | Distance / Area based fees setup | Bus schedule | Fee collection | User lists & reports | Vehicle management | Driver information | Vehicle allocation



STANDARD SETUP

School details on all dashboards | Maintain address, contact number & email id records | Single / Multiple Schools / Courses setup | Department wise setup | Faculty / Non-teaching staffs – department wise setup



DESIGNATION / HIERARCHY & ROLE MANAGEMENT

Organizational chart for hierarchical & designation setup | Rights & privileges management | Administrator to set role access rights based on designation and campus process department workflow | A secure login and password-based dashboard access for management, principal, HOD's, faculties, non-teaching staffs, students & parents



CLASSROOM & STUDENT GROUPS MANAGEMENT

Classroom master setup | Integration of lecture hall, seminar hall & lab with student / faculty online attendance module



MASTER / STANDARD TIME TABLE MANAGEMENT

Master timetable setup | Department | Classroom | Period / Extra classes | Break | Faculty / substitute faculty allocation integrated with dashboards of key stakeholders | Reports on year / college and theory / practical / clinical postings



FACULTY ALLOCATION / SESSIONS HANDLING

Allocate faculties subject wise | Time table wise | Substitute faculty allocation | Approval of abeyance session | Non-handled sessions reporting



SYLLABUS & TEACHING SCHEDULE MANAGEMENT

Subject master setup | Theory, practical & clinical setup | Teaching schedule management course wise / semester wise / year wise / department wise | Syllabus coverage reports



STUDENT & EMPLOYEE ATTENDANCE MANAGEMENT

Theory & practical attendance | Real time class reports on a daily, weekly, monthly, semester & yearly basis | Cumulative clinical attendance | Interns & PG attendance | SMS & email alerts on attendance / shortfall to stakeholders | Real time reports for all stakeholders



STUDENT & EMPLOYEE **LEAVE MANAGEMENT**

Data input for facilitating HR MIS and Payroll | Status updates & archives on relevant stakeholder dashboards | Online facility for employee leave application and approvals | Status updated on respective dashboards



ACADEMIC & HOLIDAY **CALENDAR**

Academic year start & end dates | Semester / yearly assignments | Regular / odd batch creation | School timings & working days setup | Annual academic holidays setup | SMS & email alerts facility for announcing other holidays course / year / semester wise to all stakeholders



EXAM SCHEDULES & **RESULTS MANAGEMENT**

Timetable setup | Practical exam setup | Internals / School exam setup | Result classification | Saving internal marks | Uploading mark sheets | Percentile | Ranking | Facility to publish results on student / parent dashboards & via SMS / email



EXAM ELIGIBILITY & **FEES MANAGEMENT**

Student screening based on exam eligibility criteria - attendance | Earlier semester / year result | Fees payment & more | Exam fees collection department wise / course wise / subject wise / semester wise / year wise appropriately | Exam re-appearance fees | Hall ticket issuance



STUDENTS INFORMATION **RECORD SYSTEM (SIRS)**

SIRS details captured on student profile- Address | Contact no. | Email IDs | Photograph | Past academic & work experience records | Integrated with admission, fees, library, hostel, transport, attendance, exam, result & other modules



EMPLOYEES INFORMATION **RECORD SYSTEM (EIRS)**

EIRS details captured on faculty / employee profile- Address | Contact no. | Email IDs | Photograph | Past academic & research records | Integration with admission, library, hostel, transport, attendance, HR, leave, payroll & account module



MANAGEMENT INFORMATION **SYSTEM (MIS)**

Management Information system Integrated access to SIRS | EIRS | Leave & attendance management | Fees management | Information system and reports | Exam & results management | Complaint management | Notices & alerts system | Non-handled / abeyance session reports | Holiday vacation calendar | Approval / decision making and more



NEWS, EVENTS & ANNOUNCEMENTS / E-NOTICE BOARD & GREETINGS

Role based access for news and events creation / upload | Fully integrated with stakeholder dash-boards | Maintenance of archives for all published events | Birthday | Anniversary | Festival greetings to students / faculty / management | Stakeholder dashboard displays students / faculty names / events



DOCUMENT UPLOAD & DOWNLOAD

Elective document archive and management system | Facility to upload & download relevant documents for all stakeholders (eg. Management- circulars, faculty- mock papers, Students- assignments, Parents-medicalcertificate)



SMS / EMAIL ALERTS & WEB MAIL SETUP

Integration with- Attendance | Fees | News & events | Complaint management | Exam & results with SMS / email alerts | Activation & delivery frequency setup for SMS / email Unified campus web mail setup | College domain name specific mail ids for all stakeholders and non-teaching staffs | Web mail integration with stakeholder dashboards



TRANSCRIPT/ PROGRESS REPORT MANAGEMENT

Integration of students performance | Attendance of students Labs | Students overall attendance Integration | Generation of mark sheet on the basis attendance and academic performance | University format transcription | Transcription print & send option | Generate overall transcript for school.



360° FEEDBACK & DISCIPLINARY RECORDS

Parents to Institutions / hostel | Student to faculty | Superior to subordinate | Peer to peer feedback facility & archival | Facility to support analysis of student / faculty performance & more | Track student records for issues like ragging / theft / misbehavior / damages & more | Corrective action plans | Temporary portal access suspension facility



ALUMNI MANAGEMENT

Alumni user profile creation & database management | Interactive discussion forums/ blogging for building virtual community | Information exchange | Career counseling | Donations facility & more



MODULES

- › Multi Branch
- › Behaviour records
- › Two factor authentication
- › Online course
- › Google Meet
- › Zoom
- › Google play
- › Smart school Android



FEATURES

- ▶ State of art student admission form
- ▶ Most powerful fees collection module
- ▶ Most flexible examination module
- ▶ One click attendance
- ▶ Teacher restricted mode
- ▶ Front cms to manage your school website
- ▶ Complete HR module with payroll
- ▶ Front office with student admission lead management
- ▶ Print student certificates, letters and student ID cards in most commanding way
- ▶ Create homework subject wise then evaluate homework for students
- ▶ Student and staff timeline
- ▶ Student history
- ▶ Calender and ToDo list
- ▶ Enable/disable students and staff
- ▶ Feature rich business intelligence reports
- ▶ Full control over staff user roles and permissions
- ▶ Enable /disable modules
- ▶ Maximum features in parent panel for student monitoring
- ▶ One software to track everything in your institution
- ▶ Modern, Responsive and user friendly interface
- ▶ Result oriented features to deliver maximum ROI
- ▶ An enterprise grade build by professionally to achieve high performance
- ▶ You are always with safe hands! Customer friendly and dedicated technical support team

TOP KEY FEATURES



- | | | |
|----------------------------|---------------------------------|----------------------------|
| 1. Student admission | 9. Student categories | 16. Marks grade |
| 2. Promote students | 10. Profile system | 17. class/grade& selection |
| 3. Fees collection | 11. Income & Expense Management | 18. Subject |
| 4. Fees discount | 12. Student attendance | 19. Assign subjects |
| 5. fees/discount allotment | 13. Examination | 20. Class timetable |
| 6. Collect fees | 14. Exam students | 21. Download center |
| 7. Add siblings | 15. Marks register | 22. Library management |
| 8. Search students | | 23. Add books in library |

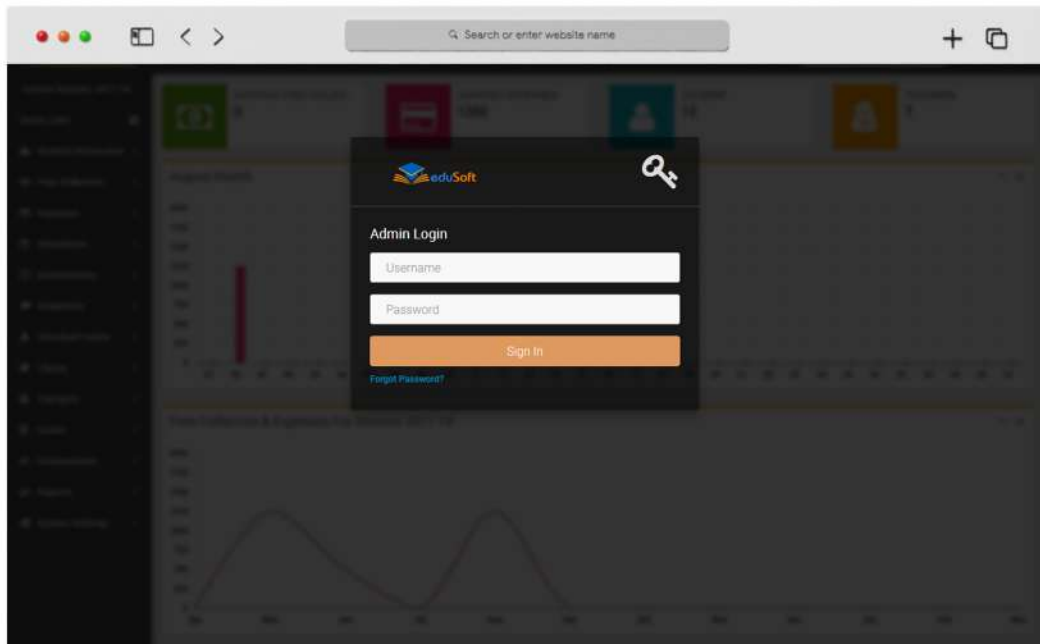
- 24. Books issue /return
- 25. School transport
- 26. Transport routes
- 27. Hostel
- 28. Communicate
- 29. Student report
- 30. Balance fees report
- 31. Transport report
- 32. Attendance report

- 33. Exam marks report
- 34. General settings
- 35. Academic session
- 36. SMS gateways
- 37. Email engines
- 38. Internet payment gateways
- 39. Backup and restore
- 40. Multiple language

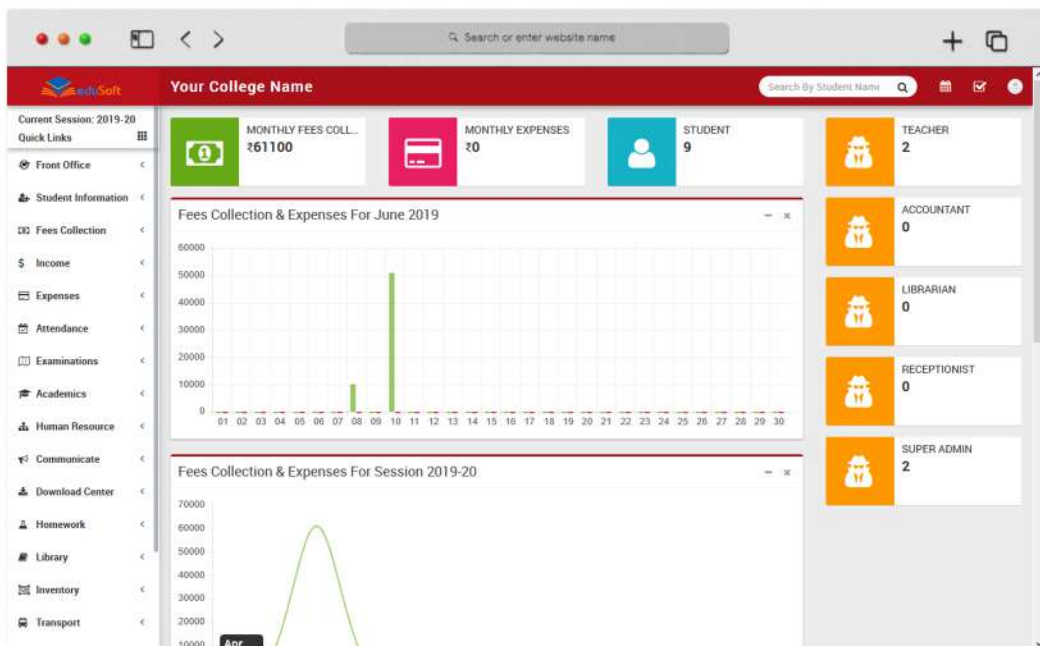


- | | |
|--|---|
| 41. RTL | 50. Home work document |
| 42. beautiful&informative dashboard | 51. Chart & graph analysis in fees |
| 43. Parent monitoring | 52. Exam marks management |
| 44. Regular fee updates | 53. Aesthetically designed UI |
| 45. Responsive user interface | 54. Accounting |
| 46. Export data | 55. Codeigniter framework |
| 47. 6 user roles with 6 different panels | 56. Developer support ready |
| 48. Internal messaging | 57. Easy customization |
| 49. Print records | 58. Best quality with dedicated support |

SCREENSHOTS



Admin Login



Dashboard

Student Details

This screenshot shows the 'Student Admission' form within the 'Student Information' section of the software. The form includes fields for Admission Number, Roll Number, Course, Section, First Name, Last Name, Gender, Date Of Birth, Category, Religion, Caste, Mobile Number, Email, Admission Date, Student Photo, Blood Group, Student House, Height, Weight, and As on Date. There is an 'Import Student' button and an '+ Add Sibling' link. Below the admission form is the 'Parent Guardian Detail' section, which includes fields for Father Name, Father Phone, Father Occupation, Father Photo, Mother Name, Mother Phone, Mother Occupation, Mother Photo, and radio buttons for 'If Guardian is' (Father, Mother, Other). It also has fields for Guardian Name, Guardian Relation, Guardian Email, and Guardian Photo.

This screenshot shows the 'Parent Guardian Detail' and 'Add More Details' sections. The 'Parent Guardian Detail' section includes fields for Father Name, Father Phone, Father Occupation, Father Photo, Mother Name, Mother Phone, Mother Occupation, Mother Photo, radio buttons for 'If Guardian is' (Father, Mother, Other), Guardian Name, Guardian Relation, Guardian Email, Guardian Photo, Guardian Phone, Guardian Occupation, and Guardian Address. Below this is the 'Add More Details' section, which contains the 'Student Address Details' form. This form has two checkboxes: 'If Guardian Address is Current Address' and 'If Permanent Address is Current Address', followed by text input fields for 'Current Address' and 'Permanent Address'.

Add More Details

Student Address Details

If Guardian Address is Current Address If Permanent Address is Current Address

Current Address Permanent Address

Transport Details

Route List

Select

Hostel Details

Hostel Room Number

Select Select

Miscellaneous Details

Bank Account Number Bank Name IFSC Code

Miscellaneous Details

Bank Account Number Bank Name IFSC Code

National Identification Number Local Identification Number RTE Yes No

Previous School/College Details Note

Upload Documents

#	Title	Documents	#	Title	Documents
1.	<input type="text"/>	<input type="button" value="📁"/> Drag and drop a file here or click	3.	<input type="text"/>	<input type="button" value="📁"/> Drag and drop a file here or click
2.	<input type="text"/>	<input type="button" value="📁"/> Drag and drop a file here or click	4.	<input type="text"/>	<input type="button" value="📁"/> Drag and drop a file here or click

© 2019 Your College Name 4.1.0

Student Profile

Student Information

jojo john

Admission Number: 67374
 Roll Number: 237274
 Course: Bsc Mathematics (2019-20)
 Section: sem1
 RTE: No
 Gender: Male

Profile	Fees	Exam	Documents	Timeline
Admission Date		06/12/2019		
Date Of Birth		01/02/1993		
Category		general		
Mobile Number		6436346		
Caste		christian		
Religion		christian		
Email		jojo@gmail.com		

Address

Current Address
 Permanent Address

Parent / Guardian Details

Father Name: john
 Father Phone: 3745834
 Father Occupation: contractor
 Mother Name: lily

Parent / Guardian Details

Father Occupation: contractor
 Mother Name: lily
 Mother Phone: 2555445
 Mother Occupation: homemaker
 Guardian Name: john
 Guardian Email: john@gmail.com
 Guardian Relation: Father
 Guardian Phone: 3745834
 Guardian Occupation: contractor
 Guardian Address: john house

Miscellaneous Details

Blood Group: A+
 Student House:
 Height: 58
 Weight: 48/
 As on Date: 06/12/2019
 Previous School/College Details
 National Identification Number
 Local Identification Number
 Bank Account Number

Fees Collection

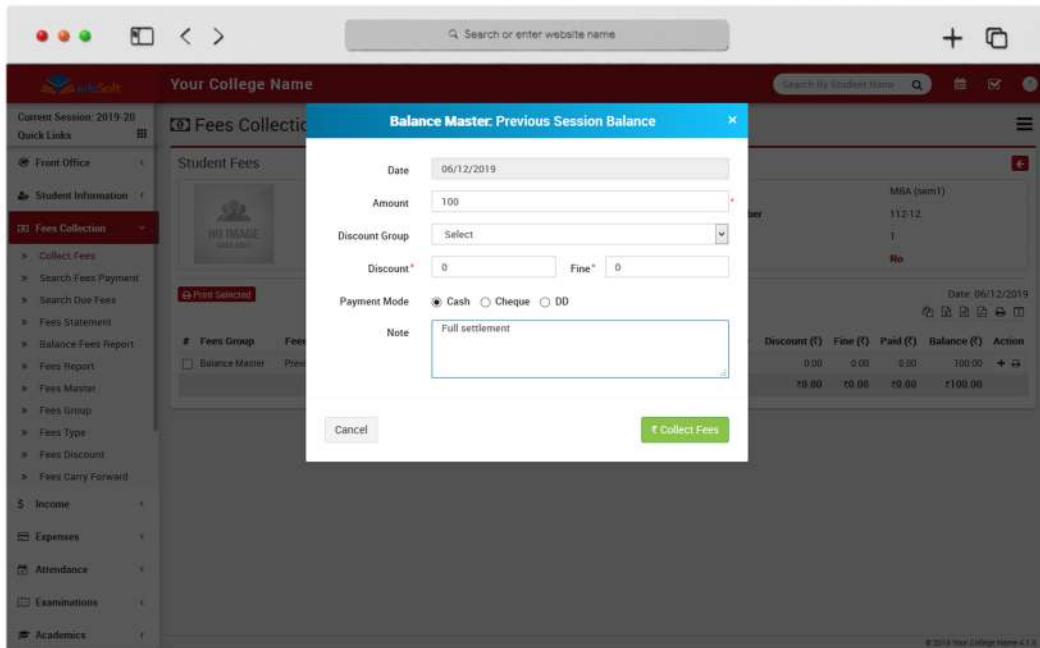
Collect Fees

The screenshot shows the 'Fees Collection' interface. At the top, there's a search bar for 'Your College Name' and a search by student name. Below this, the 'Fees Collection' section has a 'Select Criteria' form with dropdowns for 'Course' (MCA) and 'Section' (sem 2), and a 'Search By Keyword' field. A 'Search' button is present. Below the search criteria is a 'Student List' table with columns for Course, Section, Admission Number, Student Name, Father Name, Date Of Birth, Phone, and Action. The table contains three rows of student data, each with a 'Collect Fees' button.

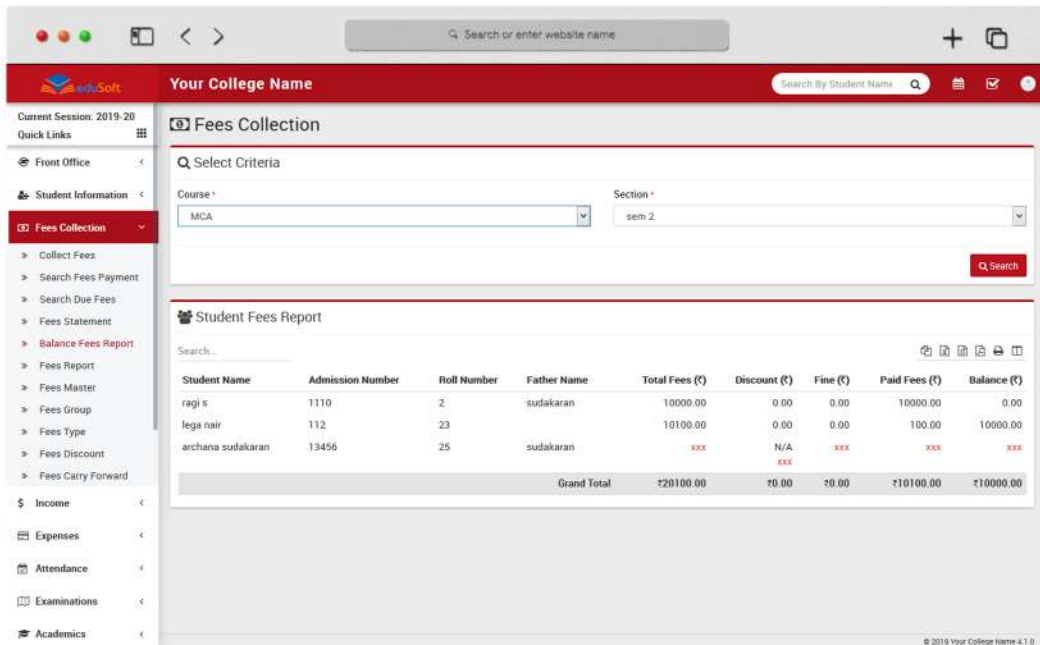
Course	Section	Admission Number	Student Name	Father Name	Date Of Birth	Phone	Action
MCA	sem 2	1110	ragi s	sudakaran	01/12/1999	98657686	Collect Fees
MCA	sem 2	112	lega nair		07/06/2000	97563885	Collect Fees
MCA	sem 2	13456	archana sudakaran	sudakaran	06/19/1996	95364889	Collect Fees

The screenshot shows the 'Student Fees' page for a selected student. It displays a 'Student Fees' card with fields for Name (Aleena mathew), Father Name (Mathew), Mobile Number (982565634), Class Section (MBA (sem1)), Admission Number (112-12), Roll Number (1), and Category (general). Below this is a 'Print Selected' button and a table of fee items. The table has columns for Fees Group, Fees Code, Due Date, Status, Amount (₹), Payment Id, Mode, Date, Discount (₹), Fine (₹), Paid (₹), Balance (₹), and Action. The table shows a 'Balance Master' entry for 'Previous Session Balance' with a due date of 08/09/2019 and an amount of 100.00. A 'Grand Total' row shows a total amount of 100.00.

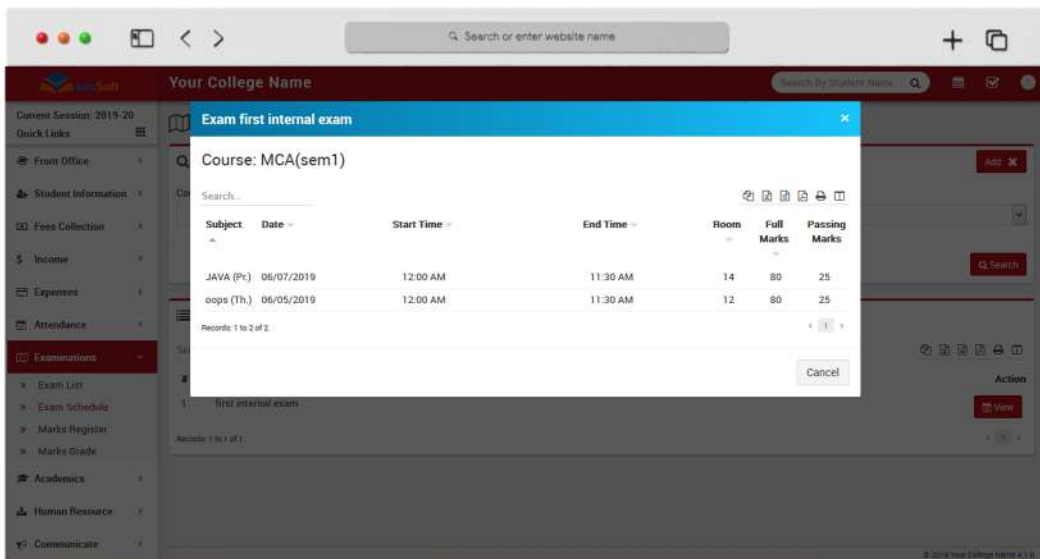
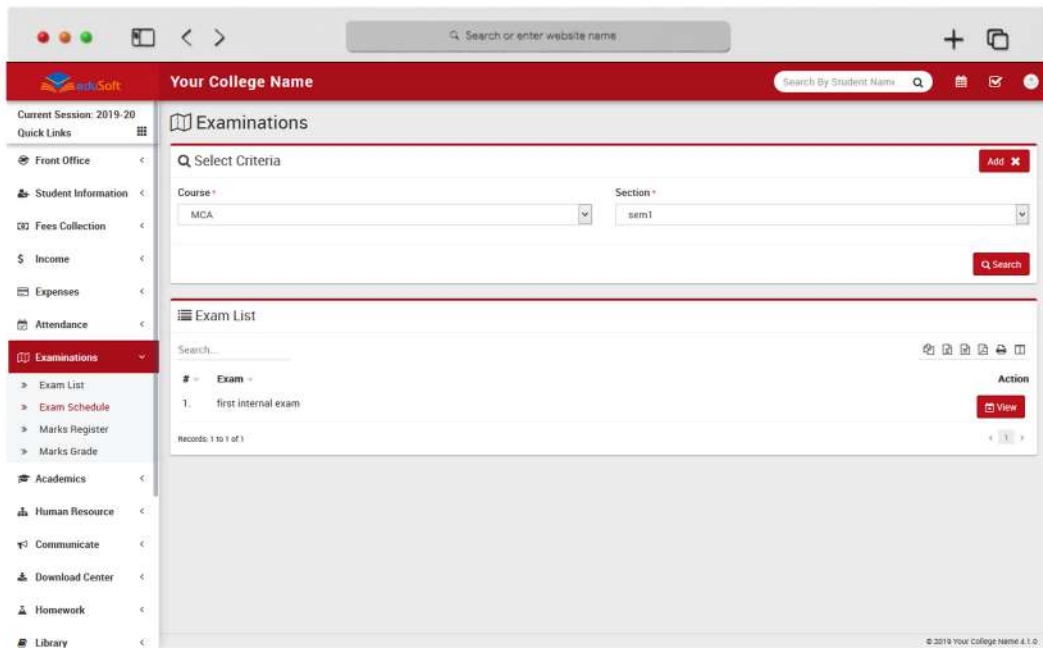
#	Fees Group	Fees Code	Due Date	Status	Amount (₹)	Payment Id	Mode	Date	Discount (₹)	Fine (₹)	Paid (₹)	Balance (₹)	Action
<input type="checkbox"/>	Balance Master	Previous Session Balance	08/09/2019	Unpaid	100.00				0.00	0.00	0.00	100.00	
Grand Total					100.00				0.00	0.00	0.00	100.00	



Fees Report



Exam Schedules



Timetable

Add Timetable

The screenshot shows the 'Academics' section of the software interface. At the top, there is a search bar for 'Select Criteria' with three dropdown menus: 'Course' (MCA), 'Section' (sem1), and 'Subject' (JAVA (Practical)). A red 'Search' button is located to the right of these dropdowns. Below the search bar is a 'Timetable' section with a table structure. The table has four columns: 'Day', 'Start Time', 'End Time', and 'Room Number'. The rows are labeled with days of the week from Monday to Sunday. The Monday row is pre-filled with '10:00 AM', '12:01 PM', and '10'. The other days (Tuesday through Sunday) have empty input fields for 'Room Number'.

The screenshot shows the 'View Timetable' grid in the software interface. At the top, there is a search bar for 'Select Criteria' with two dropdown menus: 'Course' (MCA) and 'Section' (sem1). A red 'Add' button is to the right of the 'Section' dropdown, and a red 'Search' button is at the bottom right. Below the search bar is a 'Timetable' section with a search bar and a grid of cells. The grid has columns for days of the week (Monday to Sunday) and rows for subjects (oops, JAVA). The 'oops' row shows scheduled times and room numbers: Monday (10:00 AM - 12:01 PM, Room Number: 15) and Tuesday (02:00 PM - 03:00 PM, Room Number: 18). All other cells in the grid are labeled 'Not Scheduled' or 'N/A'. At the bottom right, there is a pagination control showing 'Records: 1 to 2 of 2'.



Human Resource

The screenshot displays the 'Human Resource' section of the software. At the top, there's a search bar labeled 'Search By Student Name'. Below it, the 'Human Resource' header includes a '+ Add Staff' button. A 'Select Criteria' section allows filtering by 'Role' (with a dropdown menu) and a 'Search By Keyword' field. Below this, a 'Card View' shows four staff profiles: 'lega satheesh' (Teacher / Assistant Professor), two 'Super Admin' users, and 'Srilega S' (Teacher). A sidebar on the left lists various HR functions under the 'Human Resource' category.

Staff Attendance

The screenshot shows the 'Staff Attendance' section. It features a search area with 'Role' (set to 'Teacher') and 'Attendance Date' (set to '06/12/2019'). Below the search is a 'Staff List' table for marking attendance. The table has columns for Staff ID, Name, Role, Attendance status, and Note. Two staff members are listed: Srilega S (Staff ID 566879) and lega satheesh (Staff ID 2423432). Both have 'Present' selected in the attendance options. Buttons for 'Mark As Holiday' and 'Save Attendance' are visible.

#	Staff ID	Name	Role	Attendance	Note
1	566879	Srilega S	Teacher	<input checked="" type="radio"/> Present <input type="radio"/> Late <input type="radio"/> Absent <input type="radio"/> Half Day	<input type="text"/>
2	2423432	lega satheesh	Teacher	<input checked="" type="radio"/> Present <input type="radio"/> Late <input type="radio"/> Absent <input type="radio"/> Half Day	<input type="text"/>

Payroll

The screenshot shows the 'Human Resource' section of the software. On the left is a navigation menu with 'Human Resource' selected. The main area is titled 'Human Resource' and contains a 'Select Criteria' form with dropdowns for Role (Teacher), Month (February), and Year (2019). Below this is a 'Staff List' table with columns for Staff ID, Name, Role, Department, Designation, Phone, Status, and Action. Two staff members are listed: Srilega S (Teacher) and Iega satheesh (Assistant Professor). Each has a 'Generate Payroll' button. A 'Search' button is also present.

Staff ID	Name	Role	Department	Designation	Phone	Status	Action
566879	Srilega S	Teacher			98234567	Not generated	Generate Payroll
2423432	Iega satheesh	Teacher	Bsc mathematics	Assistant Professor		Not generated	Generate Payroll

Library

The screenshot shows the 'Library' section of the software. On the left is a navigation menu with 'Library' selected. The main area is titled 'Library' and contains an 'Add Book' form. The form has fields for Book Title, Book Number, ISBN Number, Publisher, Author, Subject, Rack Number, Qty, Book Price, Post Date, and a large text area for Description. A 'Save' button is located at the bottom right of the form.